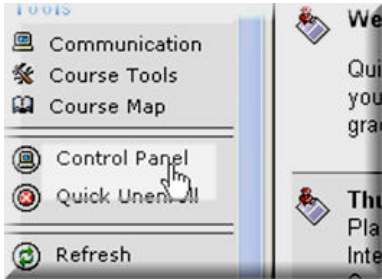

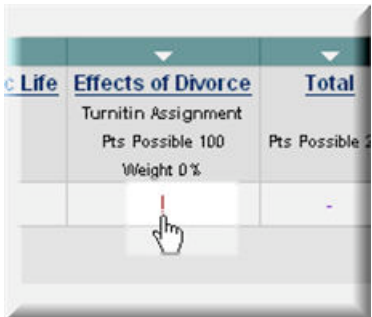
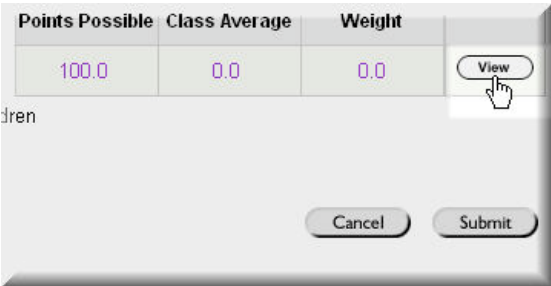
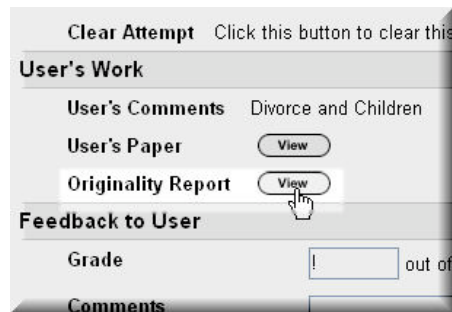


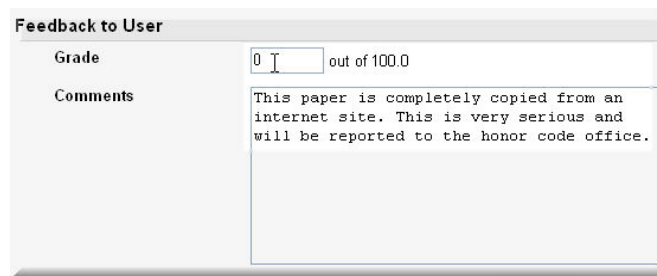
How to Grade a Turnitin assignment

<p>1. Click on the Control Panel.</p>	
<p>2. Go to the Gradebook.</p>	
<p>3. Under the Turnitin assignment you will see a red exclamation mark. Click it.</p>	
<p>4. Click the View button on the far right side of the screen that comes up next.</p>	

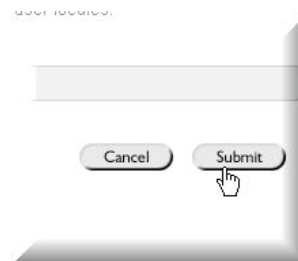
5. On the Modify Grade page you may check the originality of the paper by clicking View Originality Report. This will bring up a new window that shows the paper, and if or how much of it has been plagiarized.



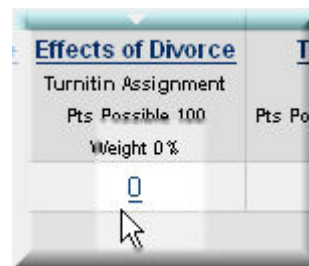
6. After viewing the originality report, you can give the student a grade on the Modify Grade page. You may also offer feedback and/or notes for the student.



7. When finished, click submit. Click OK to return to the Gradebook.



8. The grade will now appear for the assignment. You can view any comments or attachments to that grade by clicking on the score.



Student Name	Item Name	Item Date	Last Submitted / Modified	Grade	Points Possible	Class Average
Steiner, Makayla amille (msteiner)	Effects of Divorce (Turnitin Assignment)	September 18, 2006	September 18, 2006	<input type="text" value="0"/>	100.0	0.0
Submission title:		Divorce and Children				
Feedback to Student		This paper is completely copied from an internet site. This is very serious and will be reported to the honor code office.				
Instructor Notes:						

